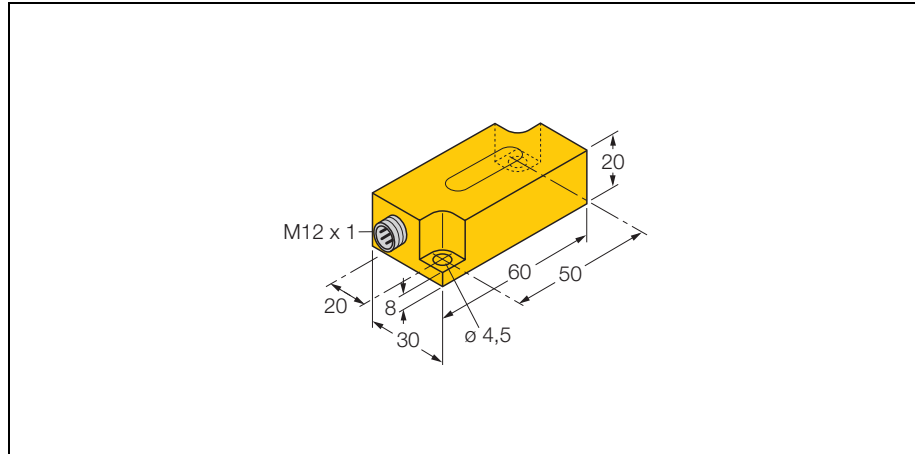
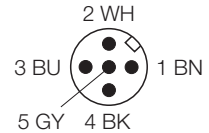
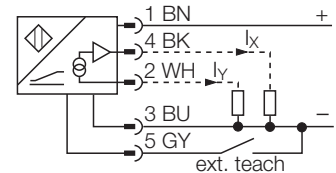


**inclination sensor
for tilt angles
B2N10H-Q20L60-2LI2-H1151**



- Zero point calibration +/- 5°
- two analogue outputs
- connectors, M12 x 1

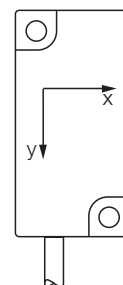
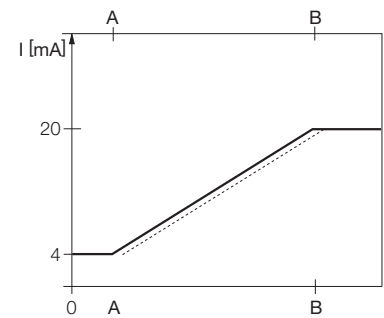
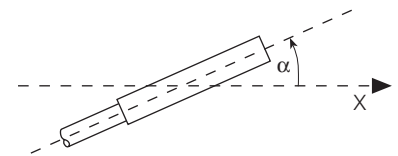
Wiring diagram



Functional principle

The tilt angle is determined by a wear-free semi-conductor relay

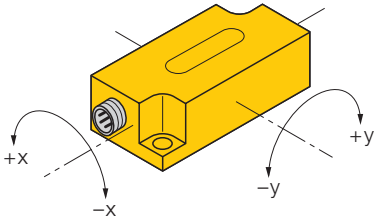
Type	B2N10H-Q20L60-2LI2-H1151
Ident-No.	1534012
Measuring range [A...B]	-10... 10°
Repeatability	≤ 0.2 % of measuring range A - B ≤ 0.1 %, after a warm-up time of 0.5 h
Absolute accuracy (at 25°C)	+/- 0.3°
Temperature drift	≤ ± 0.05 %/K
Temperature coefficient	0.01°/K
Resolution	≤ 0.04°
Ambient temperature	-30...+ 70 °C
Operating voltage	10... 30VDC
No-load current I ₀	≤ 20 mA
Rated insulation voltage	≤ 0.5 kV
Wire breakage / Reverse polarity protection	yes / yes
Output function	4-wire, analogue output
current output	4... 20 mA
Load resistance current output	≤ 0.2 kΩ short-circuit proof to U _b (= 10...30 VDC)
Output recovery time	≤ 12 ms
Reaction time	0.1... 0.05 s time for the output signal to achieve 90% full scale if the angle changes from -10° to +10°
Housing	rectangular, Q20L60
Dimensions	60 x 30 x 20 mm
Housing material	plastic, PBT-GF20-V0
Connection	Connectors, M12 x 1
Vibration resistance	55 Hz (1 mm)
Shock resistance	30g (11 ms)
Degree of protection	IP67



**inclination sensor
for tilt angles
B2N10H-Q20L60-2LI2-H1151**

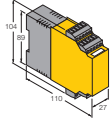
Mounting instructions

Tilt angle



**inclination sensor
for tilt angles
B2N10H-Q20L60-2LI2-H1151**

Accessories

Type code	Ident-No.	Short text	Dimension drawing
IM43-13-SR	7540041	limit value monitor; single channel; input 0/4...20 mA or 0/2...10 V; supply of 2- or 3-wire transmitters/sensors; limit value adjustment via teach button; three relay outputs with one normally open contact each; removable terminal blocks; 27 mm wide; universal voltage supply 20...250 VUC; further limit value monitors are described in our "Interface Technology" catalogue.	
VB2-SP3	6999085	Teach adapter:	