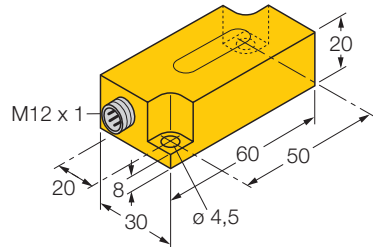
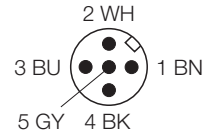
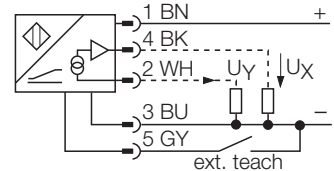


**inclination sensor
for tilt angles
B2N45H-Q20L60-2LU3-H1151**



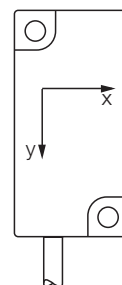
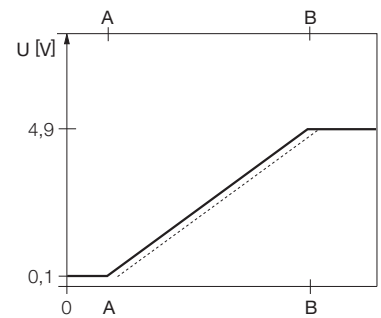
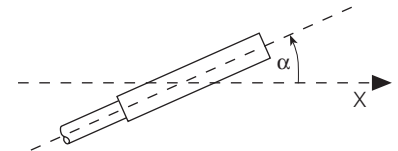
- Zero point calibration +/- 15°
- two analogue outputs
- connector, M12 x 1

Wiring diagram



Functional principle

The tilt angle is determined by a wear-free semi-conductor relay

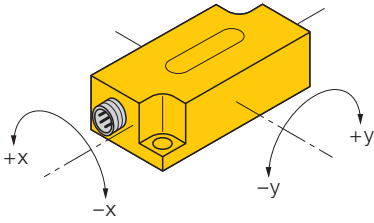


Type	B2N45H-Q20L60-2LU3-H1151
Ident-No.	1534007
Measuring range [A...B]	-45... 45°
Repeatability	≤ 0.2 % of measuring range A - B ≤ 0.1 %, after a warm-up time of 0.5 h
Absolute accuracy (at 25°C)	+/- 0.5°
Temperature drift	≤ ± 0.025 %/K
Temperature coefficient	0.03°/K
Resolution	≤ 0.1°
Ambient temperature	-30...+ 70 °C
Operating voltage	10... 30VDC
No-load current I ₀	≤ 20 mA
Rated insulation voltage	≤ 0.5 kV
Wire breakage / Reverse polarity protection	yes / yes
Overvoltage protection	-48... 48 VDC [U _{b max.}]
Output function	4-wire, analogue output
voltage output	0.1... 4.9 V
Output impedance	99... 105 Ω
voltage output	Short circuit proof U ₀ (= 10...30 VDC)
Output recovery time	≤ 12 ms
Reaction time	0.05... 0.1 s time for the output signal to achieve 90% full scale if the angle changes from -45° to +45°
Housing	rectangular, Q20L60
Dimensions	60 x 30 x 20 mm
Housing material	plastic, PBT-GF20-V0
Connection	Connectors, M12 x 1
Vibration resistance	55 Hz (1 mm)
Shock resistance	30g (11 ms)
Degree of protection	IP67

**inclination sensor
for tilt angles
B2N45H-Q20L60-2LU3-H1151**

Mounting instructions

Tilt angle



**inclination sensor
for tilt angles
B2N45H-Q20L60-2LU3-H1151**

TURCK

Industrial
Automation

Accessories

Type code	Ident-No.	Short text	Dimension drawing
VB2-SP3	6999085	Teach adapter:	